

For vacuum equipment Oxygen analyzer TB- II V/TB- II VN series



Feature

- Direct installation for sealed vessel or vacuum furnace
- Measuring vacuum atmosphere under $1 \times 10^{-3} \text{Pa}$
- Long life (2 years warranty)
- Simple structure, easy maintenance
- Oxygen pressure $1 \sim 10^{-30} \text{atm}$

Application

- Vacuum furnace
- Vacuum glove box
- Vacuum chamber
- Exhaust gas duct etc.

What's TB- II V/ TB- II V N series

II V/II VN series common specification

Installation	Vertical ~ Horizontal Receptacle flange (Customer preparation)	Drift	Less than $\pm 2\% \text{FS} / \text{week}$
Linearity	Large one either of less than $\pm 1\% \text{FS}$ or $\pm 1 \text{ppm}$	Sampling	Diffusion
		Gas temperature	300°C MAX
Repeatability	Large one either of less than $\pm 1\% \text{FS}$ or $\pm 1 \text{ppm}$	Gas pressure	$2 \text{atm} \sim 1 \times 10^{-3} \text{Pa}$ ($1 \times 10^{-5} \text{Torr}$)
		Warm-up time	Approx. 20 minutes

※For the improvement, the specification and design may be changed without prior notice.

※About 2 years warranty •It is limited our original instrument only. •Consumption parts such as filter, O-ring are except
 •In case of the sampling gas contains strong acidity, strong alkaline, or corrosiveness, it may be out of warranty.

TB- II V series Specification

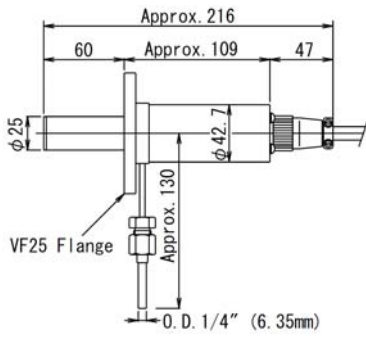
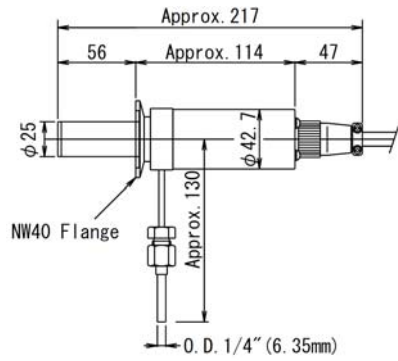
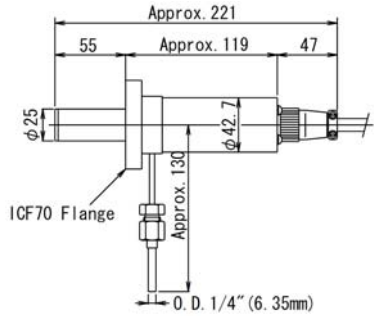
This TB- II V series is an oxygen analyzer for sealed apparatus such as vacuum furnace, glove box etc. It is possible to install on the flange of the apparatus directly, and can connect to the control unit** by signal cable. And it is possible to calibrate without removing the sensor.

※Normally C-28C or C-48 is available. (Refer to brochure of Control unit)

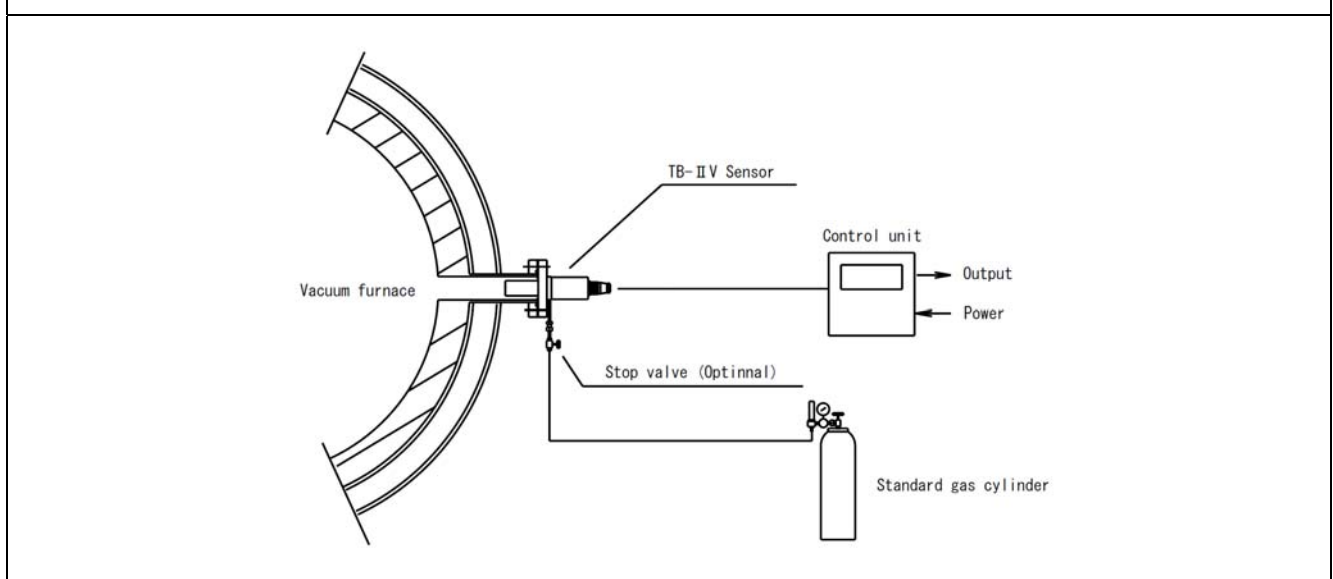
II V series specific specification

Flange size	VF25,NW40,ICF70	Response	90% reading 10sec. (Swinging to a high concentration side)
Calibration port	SUS TP O.D.1/4 (O-ring seal connection)	Option	Flange standard, size

Dimensions

TB- II V-VF25	TB- II V-NW40	TB- II V-ICF70
		

Flow sheet



- ※ NW40,ICF70 and other flange size are products on order.
- ※ Gasket, Volts and Nuts are not attached
- ※ There is an explosion hazard if there was cell breakage when measuring the combustible gas atmosphere such as hydrogen under decompression etc.

TB- II VN series Specification

† This TB- II V series is an oxygen analyzer for sealed apparatus such as vacuum furnace, glove box etc. It is possible to install on the flange of the apparatus directly. And the construction is very simple to use.
 ※Normally C-28C or C-48 is available. (Refer to brochure of Control unit)

II VN series specific specification

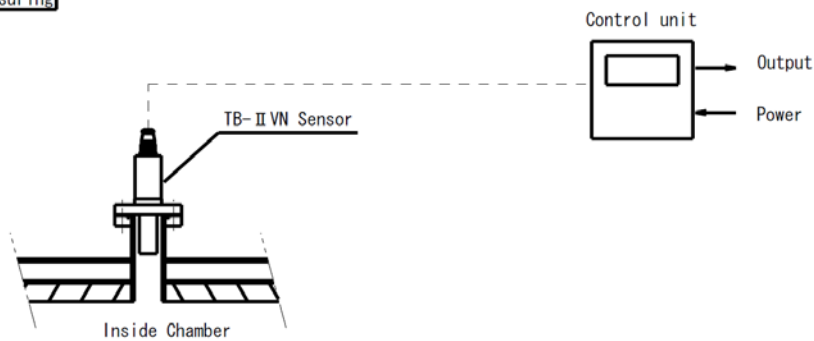
Flange size	VF25,NW40, NW25	Response	90% reading 10sec. (Swinging to a high concentration side)
Calibration port	Nothing	Option	Flange standard, size

Dimensions

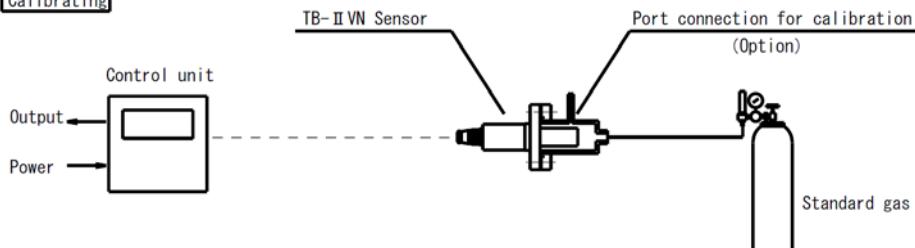
TB- II VN-VF25	TB- II VN-NW40	TB- II V-NW25

Flow sheet

Measuring



Calibrating

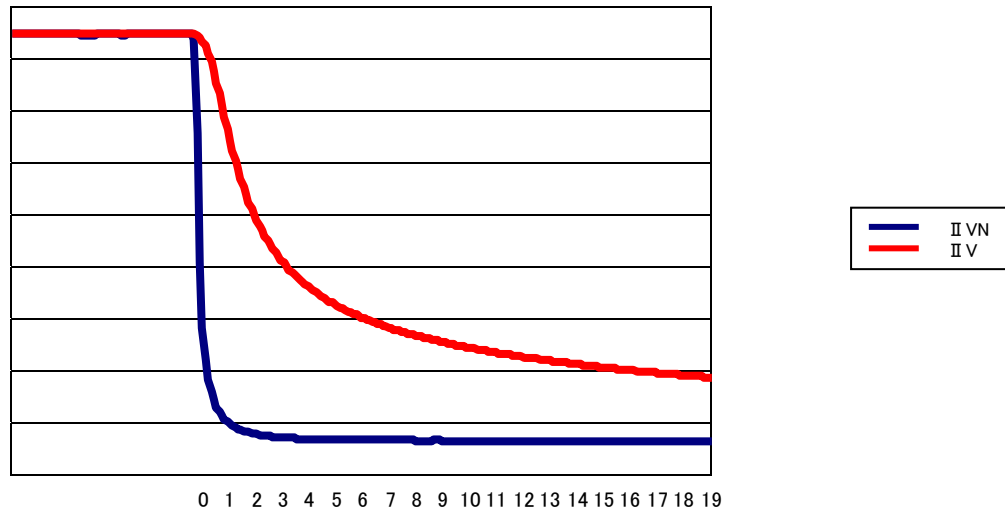


※ At the calibration, sensor is necessary to remove from the chamber and install a special port for calibration.



- ※ ICF70 and other flange size are products on order.
- ※ Gasket, Volts and Nuts are not attached
- ※ There is an explosion hazard if there was cell breakage when measuring the combustible gas atmosphere such as hydrogen under decompression etc.

II V/II VN Comparison

Response comparison TB- II V/TB- II VN



Filter construction comparison

	TB- II V	TB- II VN
Appearance		
Outside	Metal cylinder	Punching metal + Mesh
Diffusion	At the tip of filter	At whole of filter

Inquiry

 **Daiichi Nekken Co.,Ltd.**

13-22 Nishikura-Cyo, Ashiya-City,
Hyogo-Prefecture, Japan ZIP:659-0026
TEL 0797-31-2410 / FAX 0797-31-8951
URL <http://www.daiichinekken.co.jp>
E-mail info@daiichinekken.co.jp